



QUICK START GUIDE

6.1 ColostroMAT and ColostroMAX

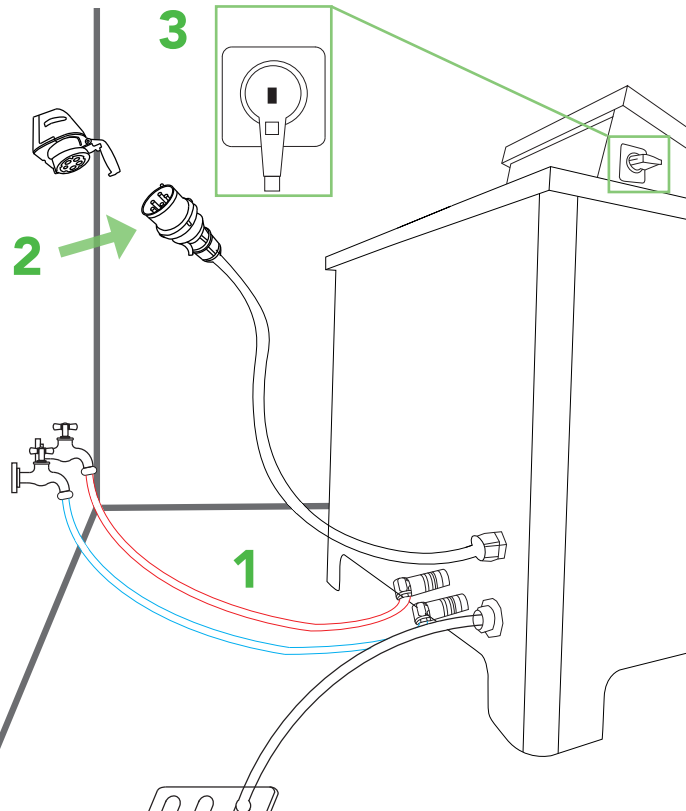
1 Connect water and drain

Optional warm water

2 Connect power

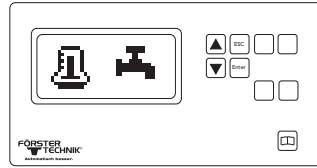
3 Turn on device

4 Set device type




5 Optional: Set warm water supply

Cold water supply is set as a standard.

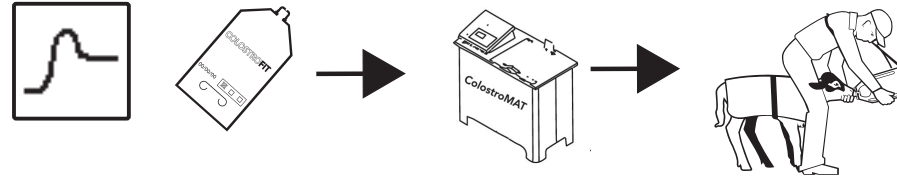


6 Set date and time



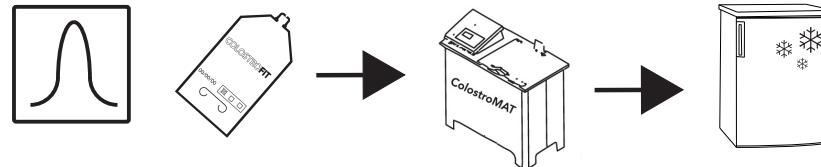
7 Start program

Profile 1 - Pasteurize and feed



or

Profile 2 - Pasteurize and cool



or

Profile 3 - Thaw and feed

Four programs available

